



CREDIT  
GUARANTEE  
CORPORATION  
MALAYSIA  
BERHAD

REVIEW OF  
THE YEAR

HOW CGC IS  
ORGANISED

KEY MESSAGES

OUR STRATEGY

PERFORMANCE  
BY DIVISIONS

SUSTAINABILITY

GROUP  
PERFORMANCE

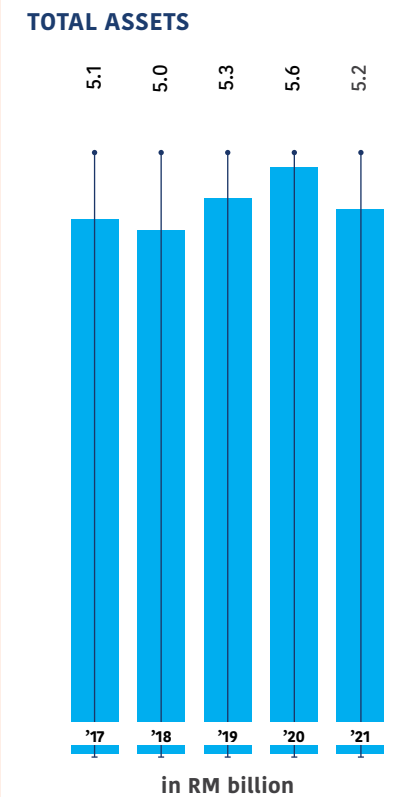
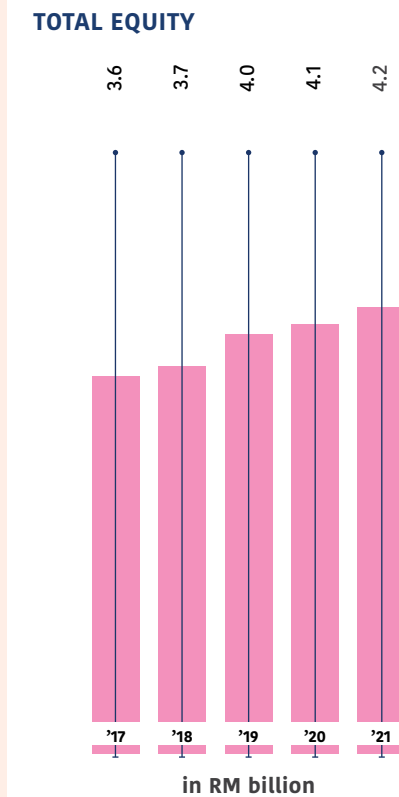
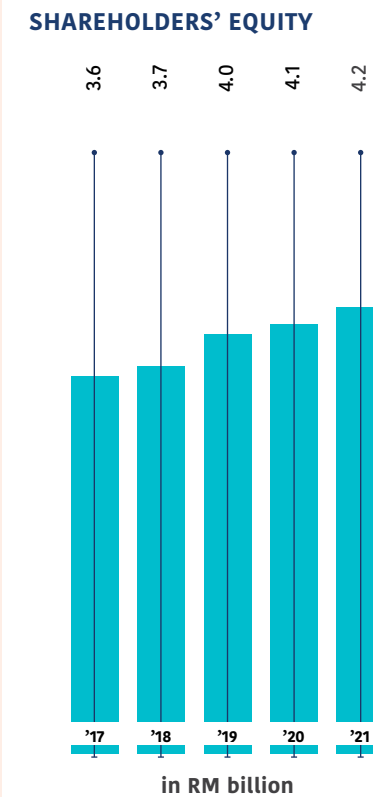
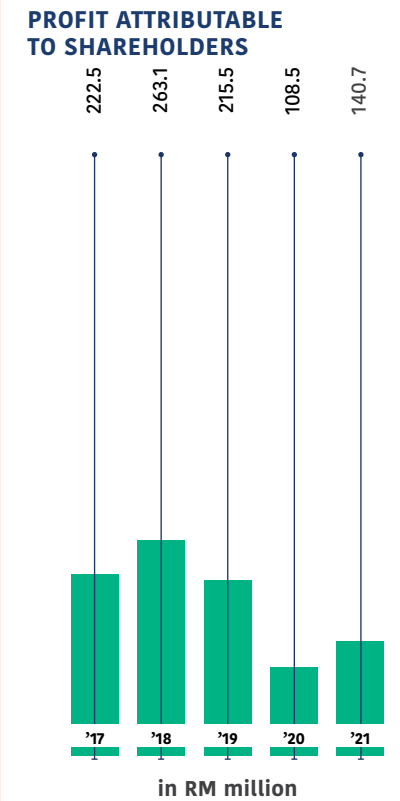
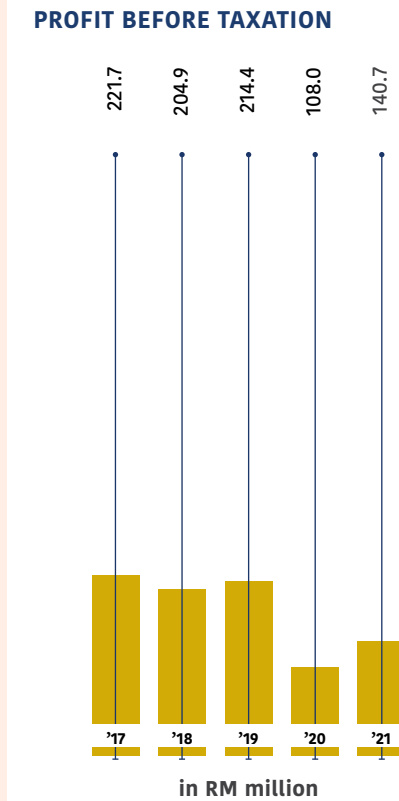
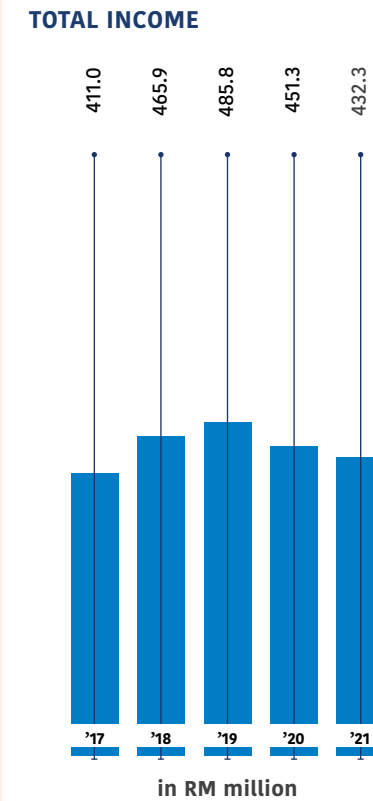
CORPORATE  
GOVERNANCE

FINANCIALS

ADDITIONAL  
INFORMATION

# 5-YEAR FINANCIAL SUMMARY AND HIGHLIGHTS

	2017 RM'000	2018 RM'000	2019 RM'000	2020 RM'000	2021 RM'000
<b>ECONOMIC ENTITY</b>					
Total Income	411,018	465,872	485,806	451,296	<b>432,337</b>
Profit Before Taxation	221,658	204,926	214,399	108,016	<b>140,713</b>
Net Profit for the Financial Year	222,008	262,540	215,339	108,541	<b>140,713</b>
Profit Attributable to Shareholders	222,497	263,095	215,451	108,541	<b>140,713</b>
Shareholders' Equity	3,611,818	3,711,288	3,993,960	4,145,740	<b>4,200,968</b>
Total Equity	3,613,789	3,712,704	3,995,264	4,145,740	<b>4,200,968</b>
Total Assets	5,091,909	5,023,319	5,344,053	5,612,552	<b>5,194,324</b>





CREDIT  
GUARANTEE  
CORPORATION  
MALAYSIA  
BERHAD

REVIEW OF  
THE YEAR

HOW CGC IS  
ORGANISED

KEY MESSAGES

OUR STRATEGY

PERFORMANCE  
BY DIVISIONS

SUSTAINABILITY

**GROUP  
PERFORMANCE**

CORPORATE  
GOVERNANCE

FINANCIALS

ADDITIONAL  
INFORMATION

# 5-YEAR FINANCIAL SUMMARY AND HIGHLIGHTS

	2017 RM'000	2018 RM'000	2019 RM'000	2020 RM'000	2021 RM'000
<b>COMPANY</b>					
Total Income	407,626	471,572	494,756	455,106	<b>833,487</b>
Profit Before Taxation	167,849	210,636	223,358	110,761	<b>542,306</b>
Net Profit for the Financial Year	167,849	210,636	223,358	110,761	<b>542,306</b>
Profit Attributable to Shareholders	167,849	210,636	223,358	110,761	<b>542,306</b>
Total Equity	3,266,715	3,311,293	3,589,510	3,743,510	<b>4,200,331</b>
Total Assets	4,742,429	4,620,019	4,935,604	5,210,322	<b>5,193,687</b>

